

5 Little Gingerbread Men


Directions:

1. First laminate the book, pages 2-7, to make it more durable. (You may print it on cardstock or frame each page with construction paper to make it stronger.)
2. Next, cut out the gingerbread men below. Laminate.
3. Use velcro to add 1 gingerbread man to each page (except the last page)
4. As you read the story, have a child remove the velcroed gingerbread man while saying the rhyme.



5

Little gingerbread men laying on the tray,



One jumped up and ran away saying,

"Catch me, catch me, catch me if you can!
I'm really quick, I'm the gingerbread man!"

4


Little gingerbread men laying on the tray,



One jumped up and ran away saying,
"Catch me, catch me, catch me if you can!
I'm really quick, I'm the gingerbread man!"

3

Little gingerbread men laying on the tray,



One jumped up and ran away saying,
"Catch me, catch me, catch me if you can!
I'm really quick, I'm the gingerbread man!"

2

Little gingerbread men laying on the tray,



One jumped up and ran away saying,

"Catch me, catch me, catch me if you can!
I'm really quick, I'm the gingerbread man!"

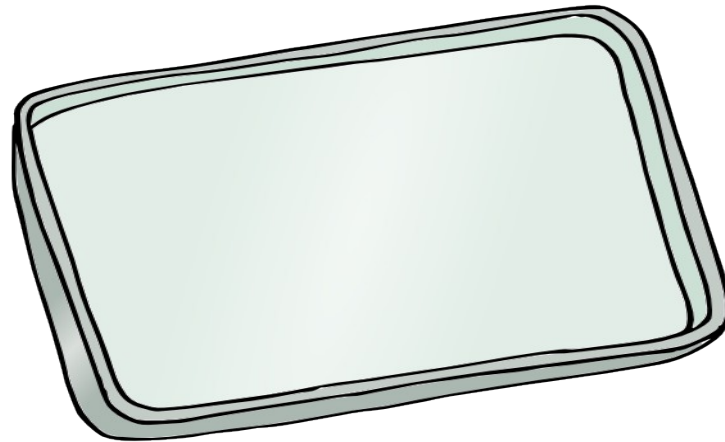
1

Little gingerbread man laying on the tray,

One jumped up and ran away saying,
"Catch me, catch me, catch me if you can!
I'm really quick, I'm the gingerbread man!"

O

No little gingerbread men laying on the tray,



They all jumped up and ran away.

Oh how I wish they had stayed with me to play.

Next time I'll eat them before they run away.